



Postage Stamps and Digital Philately of Australia

Madhuri Sharad Suryawanshi¹, Dr. Vaishali Khaparde²

¹ Department of Library & Information Science Dr. Babasaheb Ambedkar Marathwada University, Aurangabad, Maharashtra India

² Professor and Head, Department of Library and Information Science, Dr. Babasaheb Ambedkar Marathwada, University, Aurangabad, Maharashtra, India

Abstract

This article uses an interdisciplinary approach to present information on the smallest manifestations of popular culture countries: postage stamps. The disciplines involved are semiotics study of signs, history, politics (internal and international) true. The project studies how these postage stamps carry significant including expressions of nationalism, politics (national and international), Postage and cultural identity. The article begins with an Australia postage stamps, with an emphasis on internal and international ties. The latter category focuses on several cases of inter-country postage stamps have played.

Keywords: WADP numbering system, digital philately, Australia

Introduction

Within Western economic tradition, there has long been an overlap between collectibles, art, and monetary interests. It is commonly assumed that many ultra-wealthy households allocate the preponderance of their non-real estate holdings to these assets. However, among less wealthy households, being a collector is often seen as an out of the ordinary avocation Garfield (2008)^[16].

Collecting objects, when conceptualized within portfolio investment theories, is generally viewed as suboptimal. This makes collectors an odd lot. In effect, collectors choose to hold at least some of their wealth in objects rather than investment assets. What makes this choice intriguing is that collectibles, art, and other similar assets have tended to generate returns that lag those of equities, bonds, and other investments Frey and Eichenberger (1995)^[14].

Pointed out that the difference in returns between collectibles and traditional investments means that owners of collectible objects are prepared to make a financial sacrifice for their preference ... for this they get the satisfaction of an aesthetic or social benefit. This is the psychic or subjective income acquired from forgoing a certain investment return (p. 58). This paper extends Fase's insight by exploring the notion of psychic income derived from collecting. Fase (2001)^[15]

We herein, describe a new technique of postage stamp multiple capsular hexisotomies, a modification in the primary capsulorhexis after performing lens aspiration with intraocular lens implantation in pediatric cataracts. Anterior capsulotomy in this procedure. Performing a continuous curvilinear capsulorhexis (CCC) is more difficult in children than in adults because the capsular bag is more elastic. It has been reported that mechanized circular capsulectomy with a director is easier to perform and safer than manual CCC in very young eyes. Joo CK, Shin JA (1996)^[24]

Review of Literature

Many issues of the impact of intermediaries (brokers and other third parties and institutions) in the economic system have long been studied in the economics and finance literature (Cosimano 1996; Diamond 1984; Garman 1976;

Ho and Stoll 1981; Lizzeri 1999; Winkler 1989)^[10, 12, 13, 20, 23, 46].

Especially for human intermediaries, extant literature has shown that their knowledge of the market may facilitate quicker and more efficient matching of customer orders Grossman (1992)^[17].

When information asymmetry is high, the repeated interactions between a human intermediary and its customers allows better trust building and better price offer Barclay. 2006^[5]; Seppi (1990)^[42].

The proliferation of electronic trading systems and electronic markets has appealed to new thoughts as to the impact of intermediaries Bhargava and Choudhary (2004)^[6]; Weber (2006)^[45].

It was widely believed that the availability of real-time market information, reduced search cost, and direct, instant, and efficient electronic transactions would allow buyers and sellers to cut traditional human intermediaries out of the market (Bakos 1991, 1997; Barclay et al. 2006)^[3, 4, 5].

It is also anticipated that such a promise will be fulfilled through the emergence of digital intermediaries or cyber intermediaries, who are the advanced digital technologies and platforms to bring buyers and sellers together Hawkins. (1999)^[21].

However, such predictions of the vanishing of traditional intermediaries have seen little anecdotal support. Using data from Aircraft parts industry, Choudhury et al. (1998)^[9].

Found that the extent to which brokers are used is not influenced by the implementation of an electronic inventory location system. Tested the impact of human intermediaries in the Barclay. (2006)^[5].

Human intermediaries' expertise of the market can uncover hidden liquidity and facilitate matching of customer orders. Chircu and Kauffman (2000)^[7].

Carried out study in Self-citation is part of the wider analysis of scientific and scholarly citation patterns. Le Minor, (1991)^[29].

Indicates that the Journal self-citation is an interesting bibliometric indicator that gives in indication about the popularity of the journal among its contributors as well as the reader community. Nicolsion, (2002).

Analyzed Authors enrich a subject by their contributions citation analysis studies identify the familiar and prominent in the field. Lehnus (1973)^[30].

Scientists are trying to write jointly than the single author; joint author and more than two authors is authorship patterns. Kademani and et al. (2005)^[28].

Digital Stamp

A timestamp is a sequence of characters or encoded information identifying when a certain event occurred, usually giving date and time of day, sometimes accurate to a small fraction of a second. The term derives from rubber stamps used in offices to stamp the current date, and sometimes time, in ink on paper documents, to record when the document was received. Common examples of this type of timestamp are a postmark on a letter or the "in" and "out" times on a time card. A timestamp is the time at which an event is recorded by a computer, not the time of the event itself. ^[not in citation given] In many cases, the difference may be inconsequential: the time at which an event is recorded by a timestamp (e.g., entered into a log file) should be close to the time of the event.

This data is usually presented in a consistent format, allowing for easy comparison of two different records and tracking progress over time; the practice of recording timestamps in a consistent manner along with the actual data is called time stamping. The sequential numbering of events is sometimes called time stamping. Timestamps are typically used for logging events or in a sequence of events (SOE), in which case each event in the log or SOE is marked with a timestamp. In files stems, timestamp may mean the stored date time of creation or modification of a file.

There are many digital stamping companies today. A digital stamp, in mail or philately, is similar to a conventional postage stamp except it is resident on or in a computer. A digital stamp can typically be downloaded and printed onto envelopes or packages by authorized individuals. Some artist amp-issuing entities have issued "digital stamps", which have usually remained only pictures on a computer. A digital stamp can also be an encoded way of "approving" or "re-marking on" a digital copy of a document. Paper/hard copies of documents continue to be popular because they can be signed/initialed/re-marked on in a manner that is unique and traceable to the reviewer. A digital stamp seeks to duplicate or replace this and enable a paperless exchange of information that still manages to have a verifiable comment and review. (Para 3 &4).

WADP Numbering System

The WADP Numbering System (WNS) The UPU’s World Association for the Development of Philately (WADP) has just published its numbering system (WNS) on the Internet. The WNS website, which is freely available in English and French, can be found through the UPU’s website, www.upu.int (via the Philately page) or by going direct to the site at www.wnsstamps.ch. Nine months after its launch on 1 January 2002, more than 100 postal administrations have signed up to the WADP’s stamp numbering system. The initiative aims to protect the interests not only of stamp issuing authorities but also of the philatelic market as a whole. Hence the full support given by all the member organisations of the WADP.

Objectives of the Study

The WNS objective of this study postage stamps and digital philately of library and their research output in global during the period 2002-2017 year more specific objectives are as follows:

1. To study the year-wise registration of stamps of Australian WNS
2. To study the Country wise registration of stamps of Australian WNS
3. To study the theme-wise registration of stamps of Australian WNS
4. To study the stamp issuing authority the database of Australian WNS
5. To study the Subject-wise registration of stamps of Australia in WNS
6. To study the Denomination wise contribution the database Australia in WNS
7. To study the Width- wise registration of stamps of articles Australia in WNS
8. To study the Printer - wise registration of stamps of article Australia in WNS

Table 1: To study the year-wise registration of digital stamps registered in WNS database

Year	Number of stamps registered in WNS database	Percentage (%)
2002	369	8.93
2003	236	5.71
2004	248	6.00
2005	281	6.80
2006	396	9.58
2007	211	5.10
2008	269	6.51
2009	235	5.68
2010	250	6.05
2011	204	4.93
2012	350	8.47
2013	340	8.22
2014	275	6.65
2015	202	4.89
2016	230	5.56
2017	38	0.92
Total	4134	100

Table no.1 represents the year wise registered digital stamps in the WNS database for the fifteen years (2002 – 2017). It showed the maximum 396(9.58%) of digital stamps in the year of 2002, followed by 2012, 2013, and 2005 digital stamps in the years of 2014, 2010, and 2007 respectively. And the minimum 38(0.92%) of digital stamps in year of 2015.

Table 2: to study the Country wise registration of stamps of in Australia WNS

Country / Post			
Sr. No	Country / Post	Frequency	Percentage (%)
1	Australia	1604	38.8
2	Fiji	197	4.77
3	Kiribati	298	7.21
4	Nauru	230	5.56
5	New Zealand	1356	32.8
6	Papua New Guinea	142	3.43
7	Solomon Islands	214	5.18
8	Tonga	59	1.43
9	Vanuatu	34	0.82
	Total	4134	100

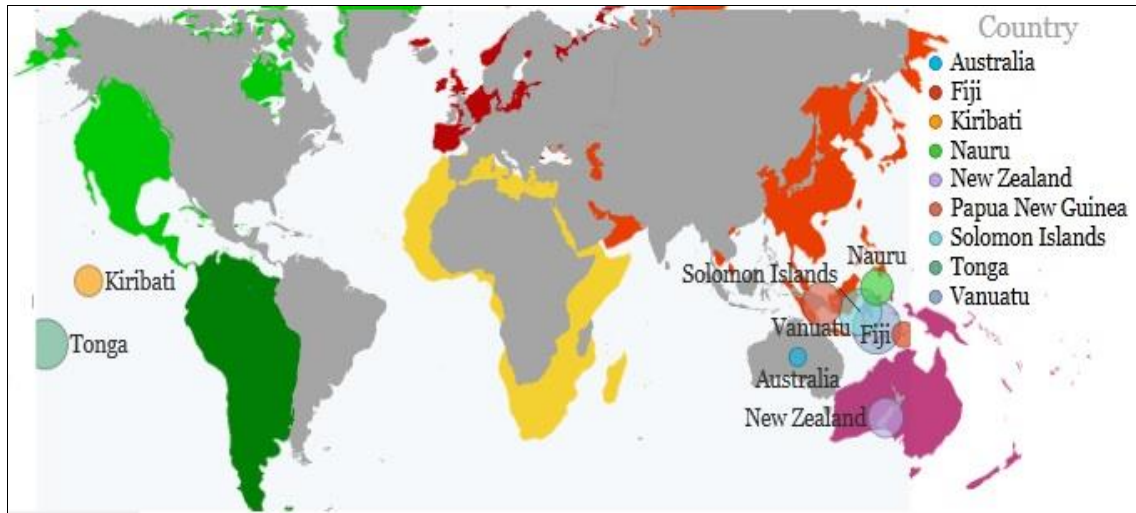


Fig 1: Country wise registration of stamps of in Australia WNS

Table 2. Figure No.1. With a Contribution of 9 countries is tabulated in alphabetical listing along with the WNS code for the country. Australia 1604 (38.80), Fiji 197(4.77), Kiribati 298 (7.21), Nauru 230 (5.56), New Zealand 1356

(32.80), Papua New Guinea 142(3.43), Solomon Islands 214 (5.18), Tonga 59 (1.43), Vanuatu 34 (0.82), and is Australia showing maximum registration of 4134 their registration stamp country wise analysis.

Table 3: To study the Primary theme-wise registration of stamps of Australia in WNS (Top Ten)

Primary Theme		
Primary Theme	Frequency	Percentage (%)
Fauna (Birds - General) Literature, Press and Comics (Calligraphy)	396	9.58
Holy Days & Celebrations (Christmas & Easter)	182	4.40
Agriculture & Food (Food & Cooking) Tourism (Tourist destinations) Agriculture & Food (Wine & Grapes)	80	1.94
Aviation (Aircraft)	66	1.60
Theatre & Cinema (Films & film stars)	61	1.48
Fauna (Birds - General)	46	1.11
Famous people Transportation (Ships & Navigation) (Sailing ships) Transportation (Ships & Navigation)	30	0.73
Theatre & Cinema	15	0.36
Transportation (Road) Sport (Motor racing)	9	0.22
Medicine (Famous Medical people)	5	0.12
More Than ten Author	3244	78.47
Total	4134	100




Fig 2: Primary theme-wise registration of stamps of Australia in WNS (Top Ten)

The registered stamps of the database are cataloged within 4134 main Primary Themes and each theme is further divided into subthemes. Table 3 Figure No.2.provides information on theme wise distribution of database entries with percentage shared by each of them listed

alphabetically. Contributing themes, the ‘Fauna (Birds - General) Literature, Press and Comics (Calligraphy) 396(9.58), stamps followed by ‘Holy Days & Celebrations (Christmas & Easter) 182 (4.40), stamps and ‘More Than ten Author wise 3244 (78.47) database.

Table 4: To Study the Stamp Issuing Authority the database of Australia in WNS (Top Ten)

Stamp Issuing Authority		
Stamp Issuing Authori	Frequency	Percentage (%)
Australia Post	1604	38.8
Kiribati Post	197	4.77

Nauru Post & Philatelic	298	7.21
New Zealand Post	230	5.56
Post Fiji Limited	1356	32.8
Post PNG Philatelic Bureau	142	3.43
Solomon Islands Postal Corporation	214	5.18
Tonga Postal Services General Post Office	59	1.43
Vanuatu Post	34	0.82
Total	4134	100

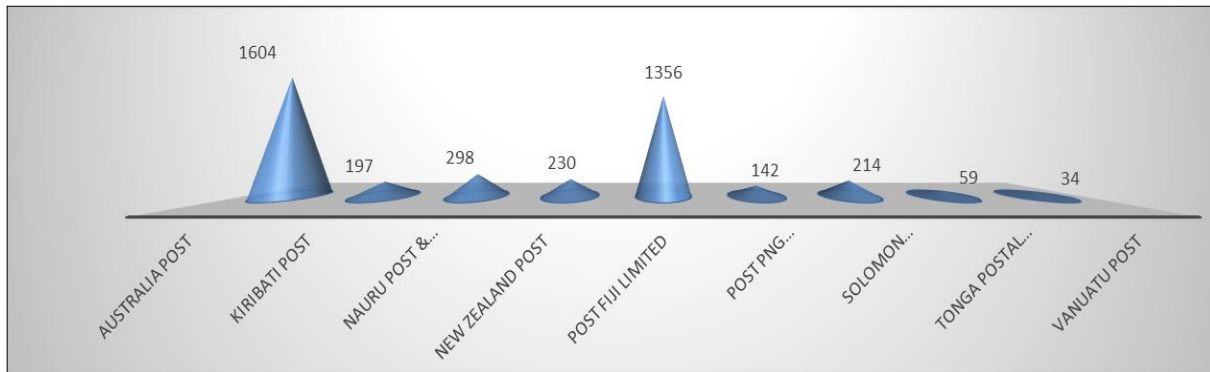


Fig 3: Stamp Issuing Authority the database of Australia in WNS (Top Ten)

The an in alphabetical listing along Contribution of 4134 Stamp issuing authority is tabulated in alphabetical listing for the Australia Post WNS is 1604 (38.80%), Post Fiji Limited 1356(32.80), Nauru Post & Philatelic 298(7.21%),

New Zealand Post 230 (5.56%), Solomon Islands Postal Corporation 214 (5.18%), Kiribati Post 197(4.77%), Post PNG Philatelic Bureau 142(3.43%), Tonga Postal Services General Post Office 59 (1.43), Vanuatu Post 34 (0.82%),).

Table 5: To study the Subject-wise registration of stamps Australia in WNS (Top Ten)

Subject-Wise		
Subject	Frequency	Percentage (%)
Agriculture & Food (Crops & Farming) Agriculture & Food (Food & Cooking)	27	0.65
Agriculture & Food (Crops & Farming) Exhibitions, Fairs & Carnivals (Fairs)	2	0.05
Agriculture & Food (Food & Cooking) Tourism (Tourist destinations) Agriculture & Food (Wine & Grapes)	57	1.38
Architecture (Classical)	28	0.68
Aviation (Aircraft)	66	1.60
Fauna (Birds - General) Literature, Press and Comics (Calligraphy)	206	4.98
History (Geographical history) Geography & Meteorology	28	0.68
Olympic Games (Winter Olympics)	75	1.81
Mineralogy& Geology (Mountains & Geological features)	35	0.85
Tourism (Tourist destinations)	41	0.99
More Than tenSubject	3572	86.41
Total	4134	100

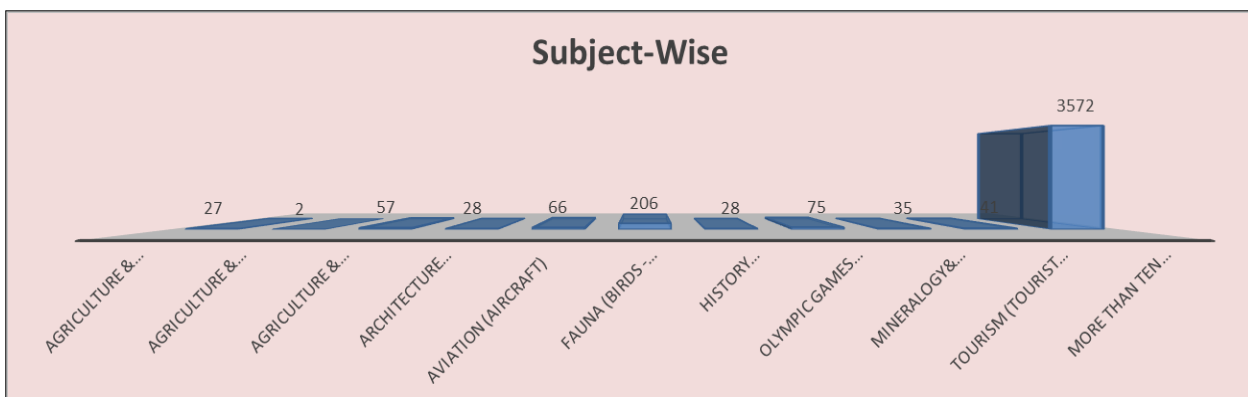


Fig 4: Subject-wise registration of stamps Australia in WNS (Top Ten)

The Table 5 with an in alphabetical listing along Contribution of 4134 Subject-wise registration of commemoration on stamp is tabulated in the showing maximum Subject-wise registration Agriculture & Food

(Crops & Farming) Agriculture & Food (Food & Cooking) 27 (0.65). Fauna (Birds - General) Literature, Press and Comics (Calligraphy) 206 (4.98). More Than ten Subject 3572 (86.41)

Table 6: Denomination the database of Australia in WNS (Top Ten) WNS

Denomination		
Denomination	Frequency	Percentage (%)
0.05 AUD	9	0.22
0.10 AUD	6	0.15
0.10 FJD	2	0.05
0.10 NZD	1	0.02
0.14 FJD	1	0.02
0.15 AUD	7	0.17
0.15 TOP	6	0.15
0.17 FJD	1	0.02
0.18 FJD	9	0.22
0.20 AUD	6	0.15
More Than ten Denomination	4086	98.84
Total	4134	100




Fig 5: Denomination the database of Australia in WNS (Top Ten) WNS

The Table 6 with an in listing along Contribution of 4134 Denomination -wise registration of commemoration on stamp is tabulated in the showing maximum Denomination -

wise registration “0.05 AUD 9 (0.22%)” the other time publication 4086 (98.84%), in the database to the Denomination -wise commemoration.

Table 7: To study the Width- wise registration of stamps of articles Australia in WNS

Width		
Width	Frequency	Percentage (%)
35.0 mm	367	8.9
37.5 mm	500	12.1
26.0 mm	547	13.2
42.5 mm	175	4.2
30.0 mm	75	1.8
29.5 mm	24	0.6
40.0 mm	250	6
25.0 mm	213	5.2
40.0 mm	400	9.7
25.0 mm	213	5.2
49.0 mm	14	0.3
50.0 mm	77	1.9
30.0 mm	300	7.3
27.5 mm	22	0.5
0.0 mm	10	0.2
36.5 mm	80	1.9
34.5 mm	23	0.6
46.0 mm	114	2.8
30.5 mm	100	2.4
52.0 mm	31	0.7
0.0 mm	10	0.2
38.0 mm	125	3
22.22 mm	6	0.1
47.5 mm	94	2.3
31.0 mm	16	0.4
44.0 mm	24	0.6
28.0 mm	83	2
48.0 mm	150	3.6
45.83 mm	15	0.4
24.0 mm	14	0.3

43.5 mm	11	0.3
47.0 mm	2	0
32.86 mm	20	0.5
32.5 mm	5	0.1
60.0 mm	6	0.1
33.0 mm	8	0.2
104.0 mm	1	0
50.0 mm	2	0
60.0 mm	1	0
56.0 mm	2	0
59.0 mm	1	0
105.0 mm	1	0
120.0 mm	1	0
80.0 mm	1	0
Total	4134	100

The Table 7 with an in listing along Contribution of 4134 Width -wise registration of commemoration on stamp is tabulated in the showing maximum Width -wise registration Width -wise registration of commemoration on stamp “37.5 mm”500(12.1%),Width -wise registration of commemoration on stamp “35.0 mm”367 (8.9%) Width -wise registration of commemoration on stamp Width -wise registration of commemoration on stamp “26.0 mm” (13.2%) Width-wise registration of commemoration “38.0 mm”125(3.0). Width -wise registration of commemoration “50.0mm” (0.0).

Table 8: To study the Printer - wise registration of stamps of articles Australia in WNS

Printer	Frequency	Percent%
RA Printing	48	1.16
Pemara McKellar	29	0.70
Energi Print	350	8.47
SNP Sprint	630	15.24
SEP Sprint Australia	5	0.12
Ant counterfeit & Secret-keeping technology Printing Co China	9	0.22
SNP Ausprint	5	0.12
De La Rue Global Services	7	0.17
The House of Questa Ltd	24	0.58
McPherson	13	0.31
Bambra McKellar	5	0.12
McKellar	564	13.64
EGO Print	123	2.98
Ego trade Pty Ltd	48	1.16
John Enschedé Security Printers	36	0.87
Secura Singapore Pte Ltd	39	0.94
BDT International Security Printers Ltd	56	1.35
Security Printer (M) Sbn Bhd	4	0.10
Australia Post Printpack	10	0.24
Henan Post Printing	45	1.09
C & C Printers China	14	0.34
Extreme Graphics USA	4	0.10
Lowe Martin Group Canada	56	1.35
Walsall Security Printers	15	0.36
BDT International Printing Ltd	37	0.90
Wyatt & Wilson Print NZ	33	0.80
Cartor SA	148	3.58
Southern Colour Print New Zealand	1489	36.02
Other	288	6.97
Total	4134	100

The registered stamps Printer - wise of the database are cataloged within 4134 main themes and each theme is further divided into subthemes. Table 8 provides

information on theme wise distribution of database entries with percentage shared by each of them listed alphabetically. Printer - wise registration of stamps ‘McKellar 564(13.64%), stamps and ‘More Than ten Printer - wise3258 (78.81) database. Southern Colour Print New Zealand, 1489 (36.02%) stamps followed by ‘Printer - wise registration of stamps and Other 288(6.97).

Conclusions

Many stamps illustrate what a given nation or culture thinks is of value. Because postage stamps are government documents and thus in the public domain, they offer the scholar, teacher, or illustrator of Latin Australia themes a large number of representative (although sometimes biased) icons of popular culture. Most can be inexpensively acquired and easily reproduced using a digital scanner. This technique permits considerable manipulation of the stamps' images (especially in size, focus, contrast, and color) and organization with presentation software such as PowerPoint. We cannot reject the hypothesis that quantity issued and age are significant in explaining the philatelic demand for representative samples of US postage stamps. Postage Stamps that were introduced as a token for payment of postal taxes, as a historical document can visually and potentially record the national history due to their constituent core elements like denomination, country name, graphical design, and the textual element. They carry both mail and message; while working like an ambassador, they represent the country through the people, places and history depicted on them. The large number of stamp issuing Authority stamps issued every year worldwide is because of their capability that authorities could disseminate message.

References:

1. Ba S, Pavlou PA. Evidence of the effect of trust building technology in electronic markets: price premiums and buyer behavior. MIS Q,2002:26(3):243–68.
2. Bajari P, Hortaçsu A. The winner’s curse, reserve prices and endogenous entry: empirical insights from eBay auctions. RAND J Econ,2003:34(2):329–55.
3. Bakos JY. A strategic analysis of electronic marketplaces. MIS Q,1991:15(3):295–310.
4. Bakos JY. Reducing buyer search costs: implications for electronic marketplaces. Manag Sci,1997:43(12):1676–92.
5. Barclay MJ, Hendershott T, Kotz K. Automation versus intermediation: evidence from treasuries going off the run. J Finance,2006:61(5):2395–414.

6. Bhargava HK, Choudhary V. Economics of an information intermediary with aggregate benefits. *Inf Syst Res*,2004;15(1):22–36.
7. Chircu A, Kauffman RK. Reintermediation strategies in business-to-business electronic commerce. *Int J Electron Commer*,2000;4(4):7–42.
8. Medeiros CM. *Advanced Geographic Information Systems - Volume I*. EOLSS Publications, 2009, 59.
9. Choudhury V, Hartzel KS, Konsynski BR. Uses and consequences of electronic markets: an empirical investigation in the aircraft parts industry. *MIS Q*,1998;22(4):471–507.
10. Cosimano TF. Intermediation. *Economica*,1996;63:131–43.
11. Dewan S, Hsu V. Adverse selection in electronic markets: evidence from online stamp auctions. *J Ind Econ*,2004;52(4):497–516.
12. Diamond DW. Financial intermediation and delegated monitoring. *Rev Econ Stud*,1984;51:393–414.
13. Garman MB. Market microstructure. *J Financ Econ*,1976;13:257–75.
14. Frey BS, Eichenberger R. On the return of art: investment return analysis. *J Cult Econ*,1995;19:207–20. doi, 10.1007/BF01074050.
15. Fase MMG. Investments in painting: The interaction between monetary returns and psychic income, 2001.
16. Garfield S. *The error world: An affair with stamps*. Boston: Houghton Mifflin Harcourt, 2008.
17. Grossman S. The information role of upstairs and downstairs markets. *J Bus*,1992;65:509–29.
18. Goes PB, Karuga GG, Tripathi AK. Understanding willingness-to-pay formation of repeat bidders in sequential online auctions, 2010.
19. Hinz O, Spann M. The impact of information diffusion on bidding behavior in secret reserve price auctions. *Inf Syst Res*,2008;19(3):351–68.
20. Ho T, Stoll A. *Information Systems Research*. Forthcoming, 1981.
21. Hawkins R, Mansell R, Stein Mueller WE. Toward digital intermediation in the information society. *J Econ Issues*,1999;33:383–91.
22. Jones Q, Ravid G, Rafaela S. Information overload and the message dynamics of online interaction spaces: a theoretical model and empirical exploration. *Inf Syst Res*,2004;15(2):194.
23. Lizzeri A. Information revelation and certification intermediaries, 1999.
24. Joo CK, Shin JA, Kim JH. Capsular opening contraction after continuous curvilinear capsulorhexis and intraocular lens implantation. *J Cataract Refract Surg*,1996;22:585–90.
25. Marques Marinho JJ. *Amazonia: Nossos Sellos*. Manaus, Brazil: Published by Author, 1981,14–23.
26. Moorhouse B. *Bolivia and Brazil: The Two Sides of the Acre Dispute*. The Mainsheet, 1994.
27. Optimal dealer pricing under Transactions and return uncertainty. *J Financ Econ*,1999;60:977–90.
28. Kademani et al. Publication productivity of the Biorganic Division at Bhabha Atomic Research Center: Scientometric study. *Ann Libr Inf Stud*,2005;51(1):39–41.
29. Le Minor. *Bibliometric Studies for the Evaluation of Trans-National Research*. *Scientometrics*,1991;21:223–44.
30. Lehnus. *Milestones in cataloguing, 1835-1969: an attempt at an objective approach to the growth of subject literature*. PhD Dissertation, Case Western Reserve University, 1973.
31. Lidman D. *The New York Times Guide to Collecting Stamps*. New York: Golden Press, 1970, 49–50, 68–70.
32. *Scott Specialized Catalog of United States Stamps*. 54th ed. New York: Scott Publishing Company, 1976.
33. Malone TW, Yates J, Benjamin RI. Electronic markets and electronic hierarchies. *Commun ACM*,1987;30(6):484–97.
34. Malone TW, Yates J, Benjamin RI. The logic of electronic markets. *Harv Bus Rev*,1989;67(3):166–69.
35. Melnik MI, Alm J. Does seller's e-commerce reputation matter? Evidence from eBay auctions, 2002.
36. Nalimov V, Mulchenko ZM. *Naukometrija: Izuchenije razvitijanauki kak Informacinnege process*. M: Nauka, 1969, 192.
37. Pavlou PA, Gefen D. Building effective online marketplaces with institution-based trust. *Inf Syst Res*,2004;15(1):37–59.
38. Bernstein PA, Newcomer E. *Principles of Transaction Processing*. Morgan Kaufmann, 2009, 263. ISBN 978-0-08-094841-6.
39. *RAND J Econ*,1999;30(2):214–31.
40. Lucking-Reiley D. Using field experiments to test equivalence of auction formats: magic on the internet. *Am Econ Rev*,1999;89(5):1063–80.
41. Roth AE, Ockenfels A. Last-minute bidding and the rules for ending second-price auctions: evidence from eBay and Amazon auctions on the internet. *Am Econ Rev*,2002;92(4):1093–1103.
42. Seppi D. Equilibrium block trading and symmetric information. *J Finance*,1990;45:73–94.
43. Suradkar PA, Khaparde VS. Authorship pattern: Scientometric study on citation in the *Journal of Documentation*. *Electron Int Interdiscip Res J*,2012;1(3):1–11. ISSN 2277-2456.
44. Park Y, Bradlow ET. An integrated model for bidding behavior in internet auctions: whether, who, when, and how much. *J Mark Res*,2005;42:470–82.
45. Weber BW. Adoption of electronic trading at the international securities exchange. *Decis Support Syst*,2006;41(4):728–46.
46. Winkler GM. Intermediation under trade restrictions. *Q J Econ*,1989;104:299–324.
47. Wooldridge JM. *Econometric Analysis of Cross Section and Panel Data*. Cambridge: MIT Press, 2002.